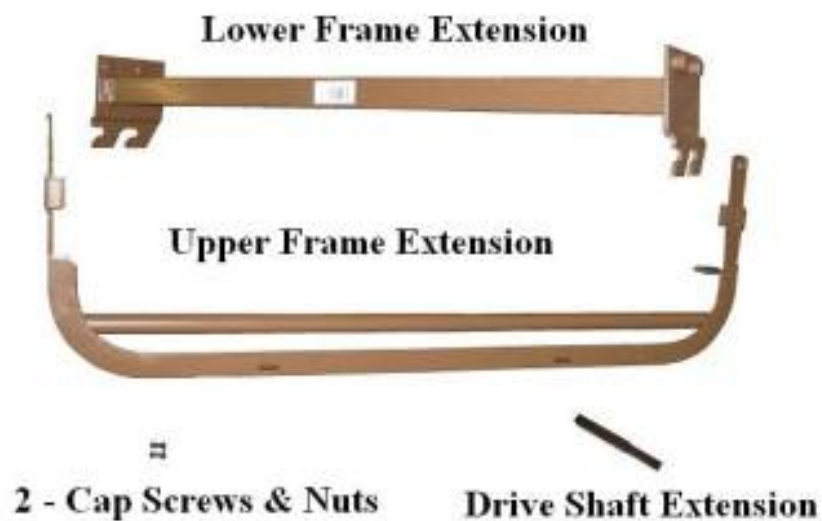


# How to install a 15030EXTKIT bed extension kit


## How To Install The 15030EXTKIT

This kit is installed on the head section of the 15030 bed and the 15033 bed.


1. Verify that all parts are present in the kit.




2. Slip the upper frame extension over the head end of the bed.



3. Insert cap screw through the upper extension and the frame of the bed.



4. Install the nut and tighten. Repeat for the other side.



5. Install the lower frame extension on the head end of the bed frame that the upper frame extension was installed.



6. Install the head and foot boards. Extend the drive shaft to meet the head board.